
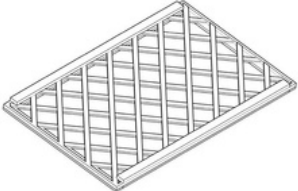
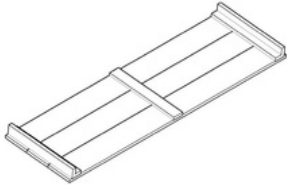
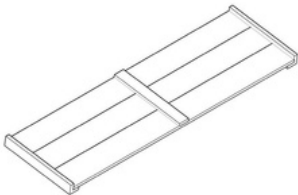
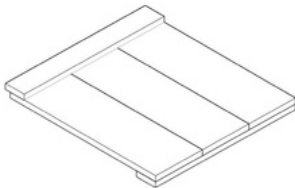
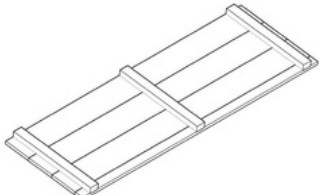



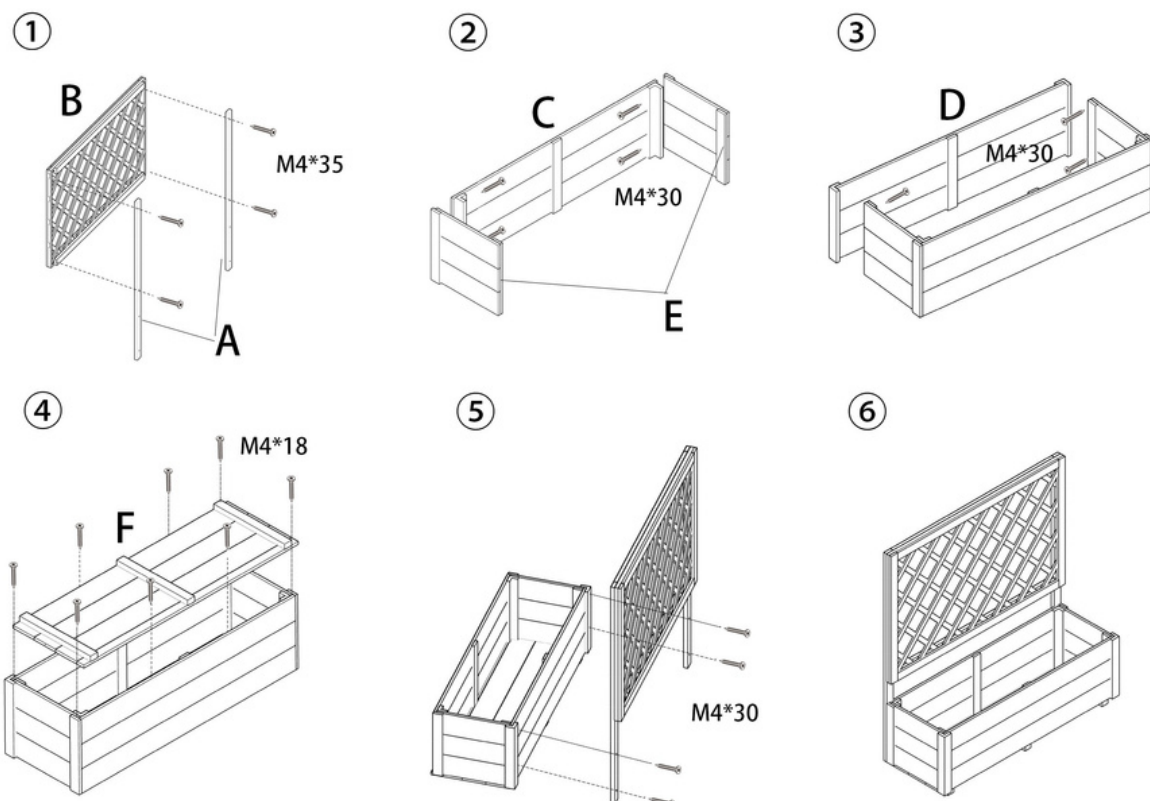


# Montageanleitung

## Pflanzkasten XL mit Rankgitter H4H293


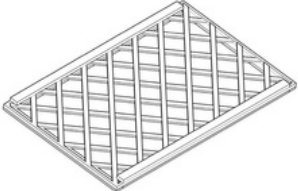
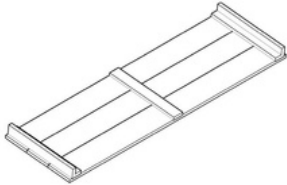
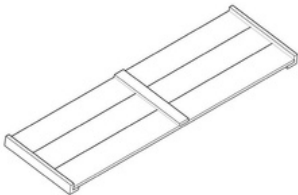
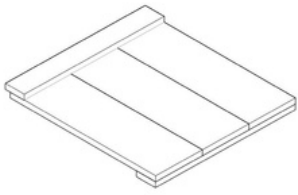
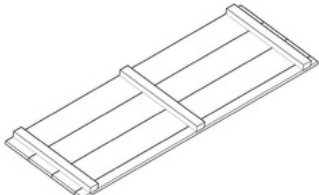



<p>A*2</p> 	<p>B*1</p> 	<p>C*1</p> 
<p>D*1</p> 	<p>E*2</p> 	<p>F*1</p> 
 M4*18 8 Stk	 M4*30 12 Stk	 M4*35 4 Stk

Bitte beachten Sie: Ziehen Sie Handschuhe vor Beginn des Aufbaus an.



# Assembly Instruction

## Planter box XL with trellis H4H293

<p>A*2</p> 	<p>B*1</p> 	<p>C*1</p> 
<p>D*1</p> 	<p>E*2</p> 	<p>F*1</p> 
 M4*18 8pcs	 M4*30 12pcs	 M4*35 4pcs

Please note: Put on your gloves before assembling the planter box.

